


DÍA 1: TODO SOBRE EL NÚMERO 1

Remarca y pinta:



Representa usando O:

Escríbelo:

uno



Practica el número:

Tracing practice for the number 1 on a three-line grid. The first row shows a solid '1' with a red arrow and a dashed '1' with a red arrow. The second row contains a series of red dots for dot-marker tracing.

Encierra los números uno:

4	2	1	9	8
1	7	5	1	10
3	8	1	6	1

Pinta un dedo:

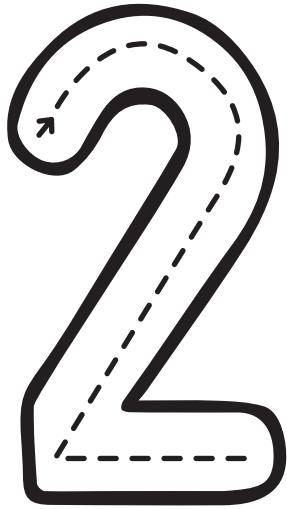


Márcalo en la cinta con una X:

1	2	3	4	5	6	7	8	9	10
---	---	---	---	---	---	---	---	---	----

DÍA 2: TODO SOBRE EL NÚMERO 2

Remarca y pinta:



Representa usando O:

Escríbelo:

dos



Practica el número:



Encierra los números uno:

6	2	1	9	2
9	5	2	2	3
3	2	7	8	10

Pinta dos dedos:

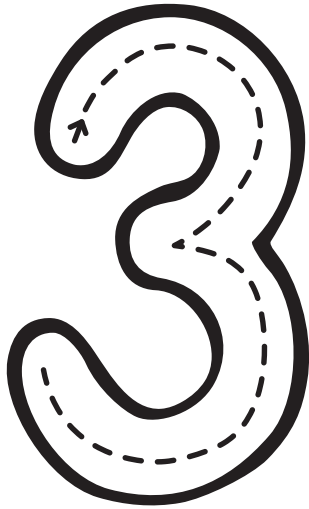


Márcalo en la cinta con una X:

1	2	3	4	5	6	7	8	9	10
---	---	---	---	---	---	---	---	---	----

DÍA 3: TODO SOBRE EL NÚMERO 3

Remarca y pinta:




Representa usando O:

Escríbelo:

tres



Practica el número:



Encierra los números uno:

9	4	3	2	3
1	7	5	3	10
3	8	1	6	3

Pinta tres dedos:



Márcalo en la cinta con una X:

1	2	3	4	5	6	7	8	9	10
---	---	---	---	---	---	---	---	---	----